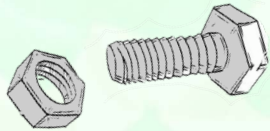



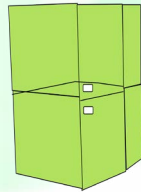
✓ DOs & DON'Ts ✗ in Vegetable Nursery Management



Have Nuts and Bolts instead of welding



Go for double door system and use effectively



Work on a tarpaulin sheet



Prepare Raised Beds



Install EC and pH meter for better water quality monitoring



Keep the door closed



Pack seedling trays in plastic crates and arrange them properly on transport vehicle





Do not dump debris in and around nursery



Do not over irrigate growing medium. Avoid water stagnation in and around nursery



Remove unwanted plants in and around nursery structure



Avoid stacking sown seedling trays tightly



Avoid under roof black shadenet during winter months



Avoid spraying activity without protective clothing and when people are around.



Avoid folding seedling trays in crates to reduce damage



Ensure no gaps in polythene cover and no holes in insect mesh



Avoid gaps while spreading weed mat and soil to contact with seedling